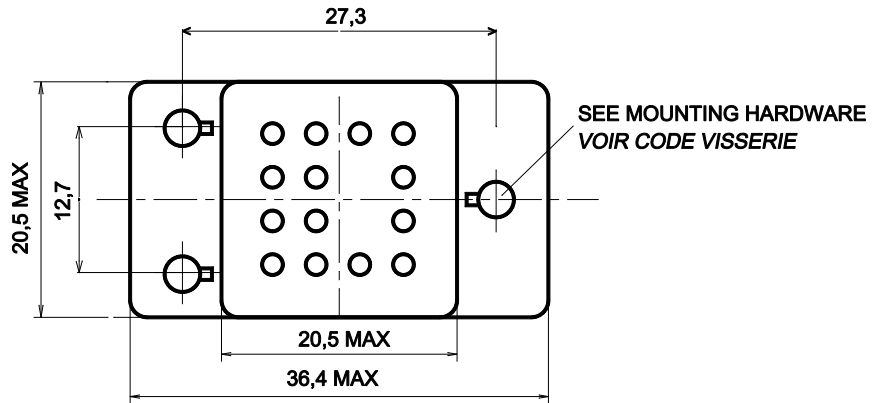


TERMINAL MARKING ON THE TOP AND THE GROMMET
MARQUAGE DES REPERES DE BORNES SUR FACE SUPERIEURE
ET JOINT D'ETANCHEITE



Applicable relays:
Series M220 (DC coil)

GENERAL CHARACTERISTICS CARACTERISTIQUES GENERALES

Crimp tool <i>Pince à sertir</i>	M 22520/7-01 with turret M 22520/7-12
Insertion and extraction tool <i>Outil d'insertion et d'extraction</i>	MS 27534-20 or M 81969/16-01
Weight <i>Poids</i>	25g max.
Temperature range <i>Température d'utilisation</i>	-70° C to +125° C.
This socket is designed to the standards and requirements of MIL-S-12883 Contacts and hardware to be delivered disassembled in a plastic bag. Tolerances, unless otherwise specified, ±0.15mm. <i>Norme de référence MIL-S-12883/44, contacts et visserie livrés séparément dans un sachet plastique. Tolérances générales ±0,15mm.</i>	

LEACH INTERNATIONAL EUROPE S.A.S.

Tel: +33 3 87 97 98 97

Fax: +33 3 87 97 96 86

LEACH INTERNATIONAL ASIA PACIFIC

Tel: +852 2 191 3830

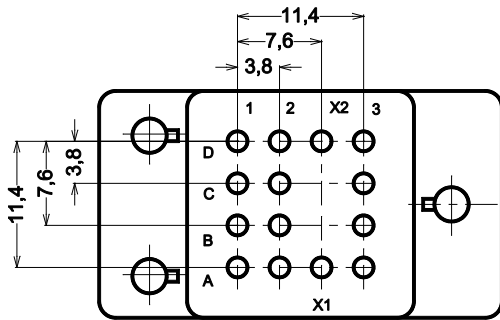
Fax: +852 2 389 5803

The technical information provided by Leach International Europe is to be used as a guide only, and is not meant for publication or as documentation for altering any existing specification. Dimensions are in millimeters unless otherwise specified. Rev. 06/2019.

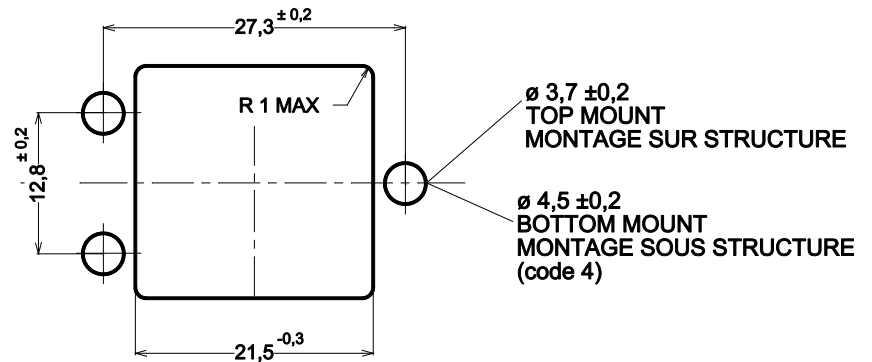
TERMINAL LAYOUT TYPE DE SORTIE

Dimensions in mm
Tolerances, unless otherwise specified, ± 0.25 mm

CODE A
TOP VIEW
VUE DE DESSUS



MOUNTING HOLE LAYOUT
DECOUPE DE LA STRUCTURE



MOUNTING HARDWARE TYPE DE VISSERIE

<p>CODE 0 : WITHOUT HARDWARE SANS VISSERIE</p>		
<p>CODE 1: 14 464 01 LOOSE METRIC HARDWARE VISSERIE METRIQUE AMOVIBLE BOTTOM MOUNT MONTAGE SOUS STRUCTURE</p> <p>MOUNTING TORQUE COUPLE DE SERRAGE M3 : 0,45 Nm</p>	<p>CODE 2: 14 464 02 LOOSE METRIC HARDWARE VISSERIE METRIQUE AMOVIBLE TOP MOUNT MONTAGE SUR STRUCTURE</p> <p>MOUNTING TORQUE COUPLE DE SERRAGE M3 : 0,45 Nm</p>	<p>CODE 6: 14 464 07 FIXED UNC HARDWARE VISSERIE METRIQUE MOULEE TOP MOUNT MONTAGE SUR STRUCTURE</p> <p>RELAYS WITH CODE C TERMINALS MOUNTING TORQUE M3 0,45 Nm RELAIS AVEC FIXATION "C" COUPLE DE SERRAGE M3 0,45 Nm</p>
<p>CODE 4: 14 464 05 FIXED UNC HARDWARE PER MIL 12883/46 VISSERIE U.N.C MOULEE SELON MIL 12883/45 BOTTOM MOUNT MONTAGE SOUS STRUCTURE TOP MOUNT MONTAGE SUR STRUCTURE</p> <p>MOUNTING TORQUE COUPLE DE SERRAGE 112.40 : 0,45 Nm 164.32 : 1,7 Nm</p>		<p>CODE 5: 14 464 06 VISSERIE METRIQUE MOULEE MONTAGE SUR STRUCTURE</p> <p>POUR RELAIS AVEC FIXATION "B" COUPLE DE SERRAGE M3 0,45 Nm</p>

WIRE INSULATION DIAMETER FOR SEAL TO GROMMET JOINT D'ETANCHEITE

CODE A
<p>Ø 0,80 to 1,90 mm. External wire diameter <i>Diamètre du fil externe</i></p>

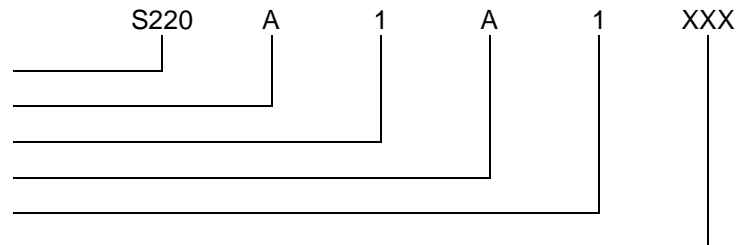
CONTACT SIZE AND STYLE TAILLE ET STYLE DE CONTACTS

CODE 0	CODE 1	CODE 4
<p>Without contacts <i>Contacts non fournis</i></p>	<p>LEACH reference : 14 421 00 Crimp end to accomodate: AWG 20-22-24 Contact mating end: AWG: 20</p> <p>SIDE CRIMPING WIRE COTE SERTISSAGE FIL</p>	<p>LEACH reference : 31 164 00 Crimp end to accomodate: AWG 20-22-24 Contact mating end: AWG: 20</p> <p>SIDE CRIMPING WIRE COTE SERTISSAGE FIL</p>

SOCKET NUMBERING SYSTEM SYSTEME DE REFERENCES

Basic series designation | Référence de base

1. Terminal layout | Type de sorties
2. Mounting hardware | Type de visserie
3. Grommet to seal on wire insulation | Joint d'étanchéité
4. Contact size and style | Taille et style de contact
5. See note 1 below | voir remarque 1 ci-dessous



Exemple : S220-A1A1

NOTES REMARQUES

1. Qualification and quality levels : Contact the factory
Niveaux de qualification et de qualité : Nous consulter.