

- **Bipolar reverser with snap action**
Inverseur bipolaire à rupture brusque
- **Two stable positions (X) and (Y)**
Deux positions stables (X) et (Y)
- **Light alloy body, rilsan coating**
Corps en alliage léger, revêtement rilsan
- **Contact arrangement** **2 PDT**
Combinaison des contacts

GENERAL CHARACTERISTICS

CARACTERISTIQUES GENERALES

- **Connection by crimp lugs and screws $\varnothing 3.5 \times 0.6$**
Raccordement par cosses à sertir et vis $\varnothing 3.5 \times 0.6$
- **Weight** **43 g $\pm 5\%$**
Masse **43 g $\pm 5\%$**

ELECTRICAL CHARACTERISTICS

CARACTERISTIQUES ELECTRIQUES

Circuit Circuits	30 Vdc	115 Vac / 400 Hz
Resistive / Résistif	15 A	12 A
Inductive 5/1000 / Inductif (5/1000)	8 A	8 A
Lights / Lampes	6 A	6 A
Motor / Moteur	5 A	5 A
Temperature range at sea level / Gamme de température au niveau de la mer	-55°C to +80°C	
Endurance / Endurance	40 000 operations	

LEACH INTERNATIONAL EUROPE S.A.S.

Tel: +33 3 87 97 98 97

Fax: +33 3 87 97 96 86

LEACH INTERNATIONAL ASIA PACIFIC

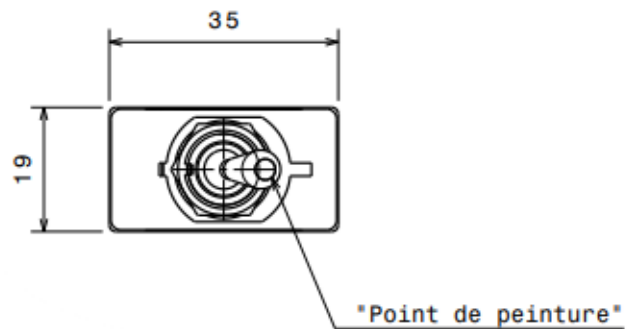
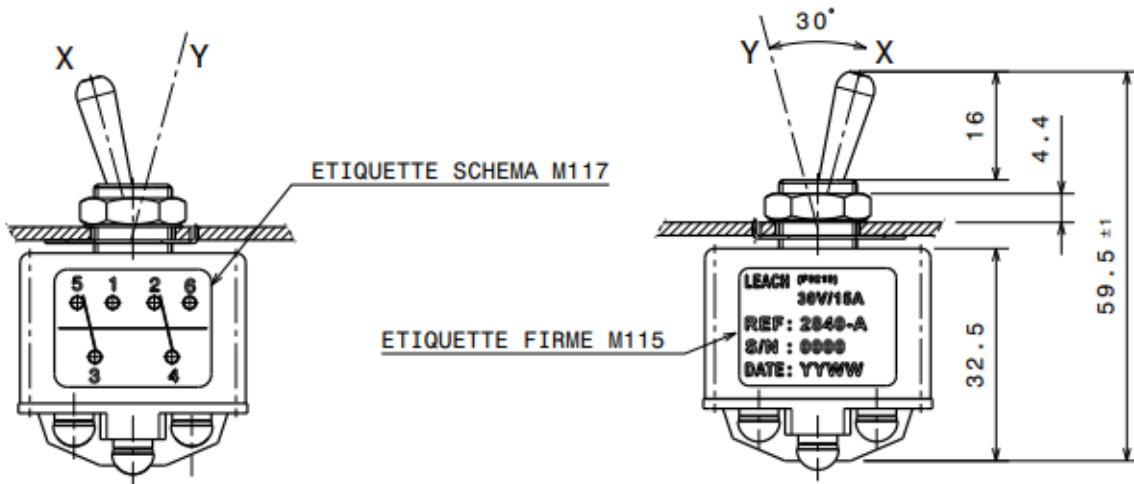
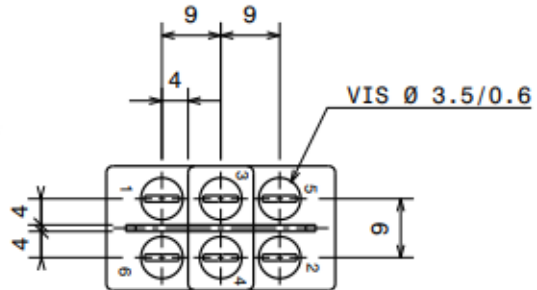
Tel: +852 2 191 3830

Fax: +852 2 389 5803

The technical information provided by Leach International Europe is to be used as a guide only, and is not meant for publication or as documentation for altering any existing specification. Dimensions are in millimeters unless otherwise specified. Rev. 03/2025.

MOUNTING STYLES
 TYPES DE CONFIGURATION

Dimensions are in mm
 General tolerances, ±0.5 mm



SCHEMATIC DIAGRAM
 SCHEMA

